

# Fund Factsheet

## Aviva Global Smaller Companies Equity

31 March 2026

### FUND FACTS

Fund Launch Date	Sep 2021
Base Currency	EUR
Tax	Gross
MoneyMate ID	25007737
CIV Charge	0.00%
AMC	0%

Source: Performance data quoted on a bid to bid basis i.e. the price investors sell units.

### FUND MANAGER INFORMATION



#### Fund Manager(s)

Kirsty Desson

#### Fund Manager Profile

abrdn is a global investor with offices in over 31 locations worldwide and 800 investment professionals around the world

Source: abrdn website 31 March 2026.

### FUND INTRODUCTION

#### Fund Objective

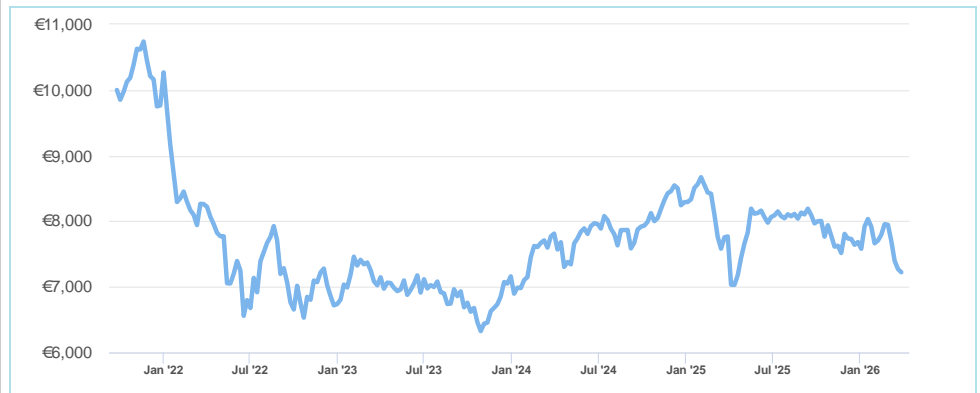
The Fund aims to provide long term growth by investing primarily in the shares of smaller companies listed on the global stock markets. The Fund aims to outperform MSCI AC World Small Cap Index (USD) benchmark before charges.

#### Fund Strategy

- The Aviva Global Smaller Companies Equity Fund invests in the abrdn Global Smaller Companies Fund (the "underlying fund"), a sub fund of the abrdn SICAV II
- The Fund invests at least 70% in small capitalisation equities typically with a market capitalisation of less than \$2 billion and in equity related securities on recognised stock exchanges including Emerging Markets.
- The strategy uses proprietary quantitative tools to select and manage a high conviction, quality, sustainable growth portfolio of companies that have strong operating momentum.
- Being actively managed, the fund performance may deviate significantly from that of the benchmark
- ESG considerations are built into the fund & is compliant with Article 8 of SFDR (632/749)

### FUND PERFORMANCE

#### Growth of €10,000 to 31 Mar 2026



#### Annualised Return to 31 Mar 2026 – Aviva Global Smaller Companies Equity

	1m	3m	YTD	1y	3y	5y	10y
Total Return	-10.12%	-6.6%	-6.28%	-8.08%	0.03%	--	--

#### Calendar Year Return – Aviva Global Smaller Companies Equity

	2025	2024	2023	2022	2021
Total Return	-7.13%	14.58%	6.28%	-34.38%	--

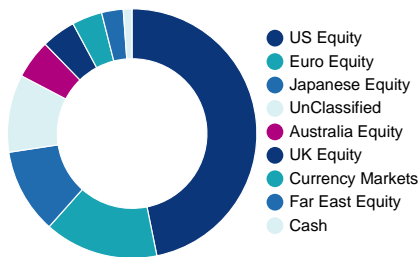
Source: Performance data quoted on a bid to bid basis i.e. the price investors sell units. Gross of AMC.

**Warning: The value of your investment may go down as well as up .**  
**Warning: If you invest in this fund you may lose some or all the money you invest.**  
**Warning: Past performance is not a guide to future performance.**  
**Warning: This fund may be affected by changes in currency exchange rates.**

## Top 10 Holdings

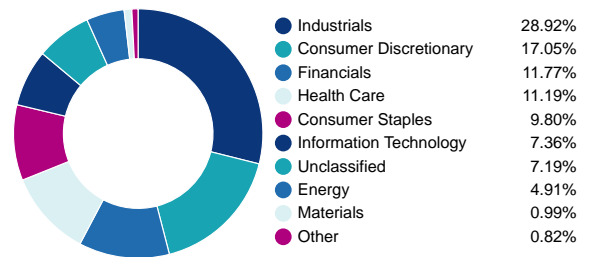
1	CASEY'S GENERAL STORES INC	4.94%
2	GAZTRANSPORT ET TECHNIGA SA	4.91%
3	WINTRUST FINANCIAL CORP	4.43%
4	ALS LTD	4.07%
5	ABRDN LIQ LX-US DOLLAR F-Z-1	3.92%
6	LATTICE SEMICONDUCTOR CORP	3.87%
7	ENCOMPASS HEALTH CORP	3.68%
8	FABRINET	3.49%
9	REGIONAL SAB DE CV	3.05%
10	TETRA TECH INC	2.75%
<b>Total</b>		<b>39.11%</b>

## ASSET MIX



Source: abrdn 31 March 2026

## SECTOR BREAKDOWN



Source: abrdn 31 March 2026

## RISKS

### Risk Rating as at 31 March 2026

1	2	3	4	5	6	7
Very Low	Low	Low to Medium	Medium	Medium to High	High	Very High

Please note this is the risk rating of the Aviva Global Smaller Companies Equity fund which may differ from the risk rating of the underlying fund.

The risk rating shown is not guaranteed and may change over time. For more information on our risk ratings, please see 'Your Investment Guide' brochure which is available through your Financial Broker or on [www.aviva.ie](http://www.aviva.ie).

### Key Risks

Before you invest in this fund, or any fund, it is important that you speak with your Financial Broker to ensure you understand and are comfortable with the risks involved. These risks include but are not limited to:

Details of the risks of investing in a fund are explained in the 'Your Investment Guide' brochure which you can download on [www.aviva.ie](http://www.aviva.ie) or is available from your Financial Broker.

### Risk Factors

Market Fluctuations
Capital and returns are not guaranteed
Counterparty Risk
Liquidity Risk
Derivatives Risks
Currency Risk
Pricing Basis Risk

## CHARGES

### Standard Charges

Performance figures shown do not include the effect of commissions, fees, taxes or other charges. These costs will reduce your return. You can get details from your broker or at [aviva.ie/charges-and-fees](http://aviva.ie/charges-and-fees), and existing customers can also find fee information in their annual benefit statement or through the Online Service Centre.

## ADDITIONAL INFORMATION

- We cannot guarantee the accuracy or completeness of the data provided by Longboat Analytics or the Fund Manager.
- For more information you can view daily fund prices and performance on our fund centre.
- A glossary of terms used in this document is available in the "Your Investment Options" brochure which is available from your Financial Broker or on [www.Aviva.ie](http://www.Aviva.ie).

Want to talk to us about your policy?

We are open 9am to 5pm Monday to Friday.



Tel: 1800 159 159  
+353 1 898 7950



Email: [csc@aviva.com](mailto:csc@aviva.com)



Website: [www.Aviva.ie](http://www.Aviva.ie)